

# Maintainer

- Galvanized body to resist corrosion including body shell (12 ga), bulkhead, wheel skirting and all exterior sheeting / Aluminum doors (3/16" thick)
- Doors are single piece construction to avoid water traps
- Three point D-Ring door latches / Gas Shock door holders
- Under body is undercoated to resist corrosion w/ reinforcements and drain plugs
- I.C.C. round recessed lights, reflectors, mud flaps and rear body grab handles

13.5 Feet of heavy duty lube bed w/ I.C.C. bumper: Multi-leaf or air suspension recommended / other suspension types consult factory for approval

- 1 Galvanized rear reel compartment w/ aluminum roll-up access door, rear vapor proof switch panel & open grated deck span in rear step
- 4 Galvanized underbody storage compartment
- 2 Galvanized above body storage compartment
- 1 Permanent steps built flush on outside of bed
- 1 Permanent steps built recessed into side of bed
- 1 Install charge to mount lube body on chassis

#### - Chassis Equipment & Accessories -

- 1 Relocate chassis battery
- 1 Electric back up alarm - 97 db at 1 meter
- 1 PTO for Allison auto transmission in lieu of std manual
- 1 Electronic engine spd. control - computer set - electronic engine
- 1 Exhaust modify on F650 & F750 chassis to not require body notch
- 1 Mini ICC safety kit - 2 1/2 lb fire ext. ABC, hazard reflectors
- 1 Fire extinguisher - 20 lbs (ABC)
- 1 Four hazard placard flip triangles - required w/110 gal. or greater

#### - Hydraulic Equipment & Accessories -

- 1 Closed center LS hydraulic power package, includes PTO, pump, std oil reservoir w/ in-tank filter, vent fill cap, sight gauge
- 1 Large oil reservoir in lieu of std
- 1 PTO driveline or adaptor - std. displacement hydraulic pump

#### - Compressor Equipment & Accessories -

- 1 Model 37 displac. CFM hydraulic driven recip. air compressor w/ cover w/ 20 gallon air tank / 24.8 CFM @ 100 PSI / 22.1 CFM @ 150 PSI hydraulic oil cooler build into assembly
- 1 Air accessory package - filter / lubricator / regulator 1/2" X 50' spring rewind reel, hose & ball stop

#### - Compartment Equipment & Accessories -

- 4 Adjustable shelf

#### - Lighting Equipment & Accessories -

- 6 Exterior 12 v. flood light (halogen)
- 4 Interior 12 v. strip light

#### - Painting Equipment & Accessories -

- 2 Paint body complete - one solid urethane color / List color:  
Note: Due to variations in OEM paint products and application methods, Maintainer cannot guarantee a perfect paint match on colors or metallic.  
Note: For metallic or clear coat/base coat paint additional charges will be required and are not included in this quote unless shown

# Maintainer

- 1 Line-X protective spray covering - deck platform and reel compartment interior
  - Roll-out Drawer and Tray Equipment & Accessories -
- 1 Used filter storage cabinet mounted on roll-out tray
- 1 Used filter storage cabinet plumbed into evac system
  - Lube Tanks -
- Tanks equipped with filtered fill caps, suction screen, guarded sight gauge, shut-off valve on tank suction line, tank baffles and tank rack
  - Steel Lube Tanks -
- 3 60 gallon steel tanks - 30 wt, 90 wt, & A/F
- 3 (2) 120 gallon steel tanks - hyd. & motor - (1) 150 gallon evac tank
- 1 650 gallon steel tank - diesel
  - Custom Tank Equipment & Accessories -
- 1 "Tank Full" indicator light
  - Hydraulic Driven Pump Kits -
- 4 Hydra Kit #1 Oil - Commercial-Shearing pump (small displacement)
  - 0-8 GPM delivery w/ hydraulic, 10wt or 20wt @ 60 degrees F.
  - 0-4 GPM delivery w/ 30wt, 50wt or 90 wt @ 60 degrees F.
  - Hannay 1/2" X 50' spring reel & high-flow non-drip rigid dispenser
- 1 Hydra Kit #4 Anti-Freeze - Hypro pump (non-corrosion resistant)
  - 0-10 GPM delivery
  - Hannay 1/2" X 50' spring rewind (non-corrosion resistant)
  - high-flow non-drip rigid dispenser
- 1 Hydra Kit #5 Evacuation - Commercial-Shearing pump
  - 0-10 GPM delivery w/ hydraulic, 10wt or 20wt @ 60 degrees F.
  - 0-4 GPM delivery w/ 30wt, 50wt or 90 wt @ 60 degrees F.
  - Hannay 1" X 30' spring reel, 4-way control & suction screen
- 1 Hydra Kit #8 Fuel - Commercial-Shearing pump
  - 20-25 GPM delivery
  - Hannay 1" X 45' spring rewind reel
  - 1" OPW dispenser & swivel
- Air Driven Pump Kits -
- 1 Air Kit #12 120# Grease Kit - Graco 50:1 pump (regulator & oiler)
  - drum cover, follow plate & tie down
  - Hannay 3/8" X 50' spring rewind reel w/ high pressure swivel dispenser with swivel
- Lube Equipment & Accessories -
- 1 Air operated emergency fuel shut-off w/ fusible link
- 1 Fuel meter 0-30 GPM

APPROVED BY \_\_\_\_\_

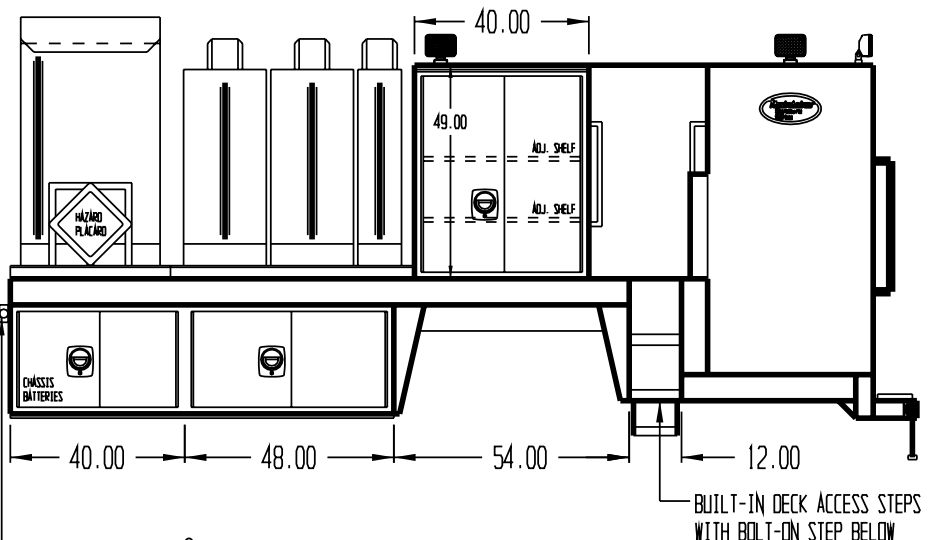
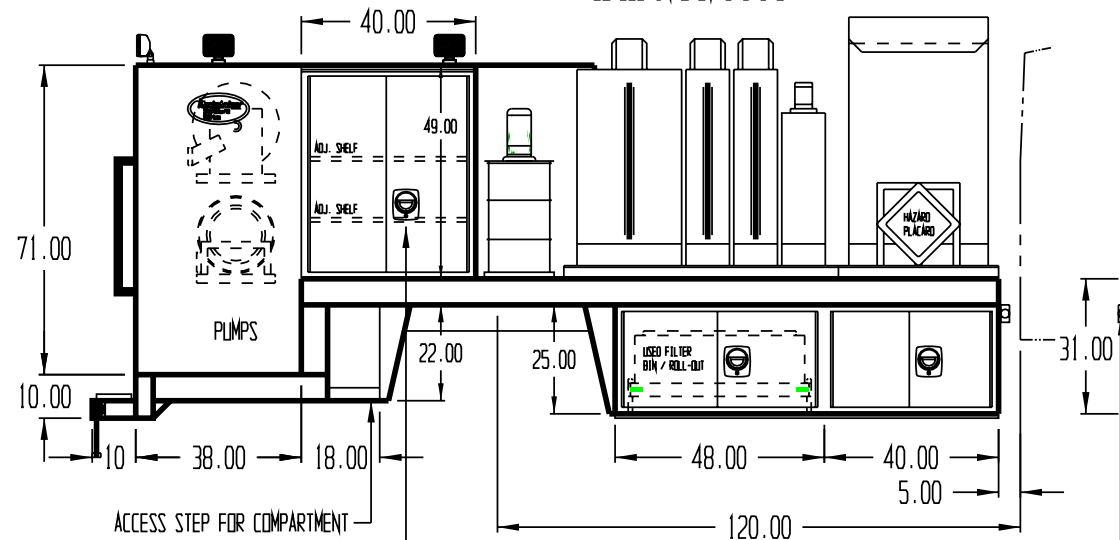
DATE \_\_\_\_\_

PAINT CODE \_\_\_\_\_

YZ OXFORD WHITE

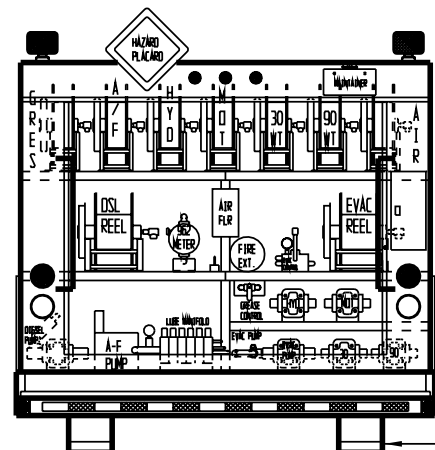
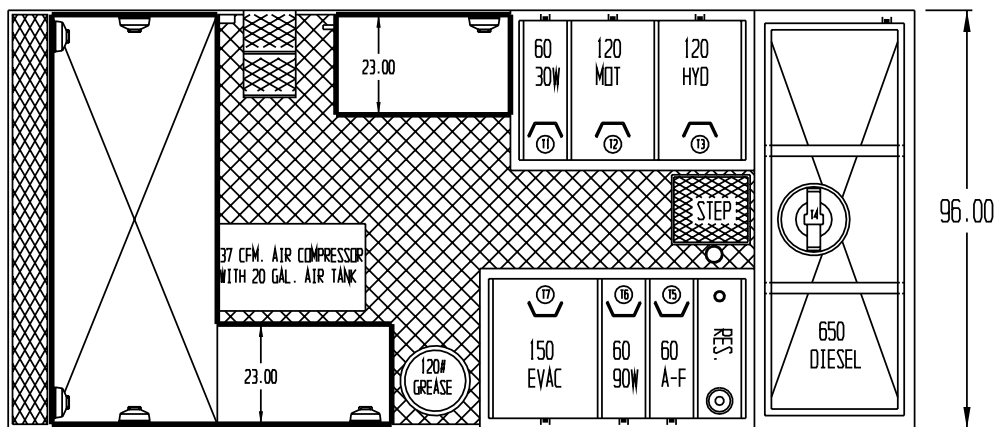
NOTE: USED FILTER BIN TO BE PLUMBED INTO EVAC SYSTEM

REVISIONS			
REV.	DESCRIPTION	DATE	APRVD



ACCESS STEP FOR COMPARTMENT  
INSTALL DOOR LATCH 8" BELOW CENTER FOR CUSTOMER ACCESS (BOTH SIDES)

EMERGENCY SHUT-OFF FUEL VALVE (BOTH SIDES)  
CONTROL VALVE IN REEL COMPARTMENT



NOTE: LINE-X APPLIED TO THE FOLLOWING:  
1) ABOVE-BODY COMPARTMENT FRONTS, TOPS & SIDES  
2) REEL COMPARTMENT TOP AND INTERIOR,  
3) DECK PLATFORM AREA & STEPS

NOTE: (4) 36" STRIP LIGHTS  
2- IN REAR REEL COMPARTMENT  
1- IN EACH ABOVE DECK COMP.

(2) BOLT-ON STEPS

PLEASE REPORT ANY ERRORS FOUND ON THIS PRINT

THIS PRINT CONTAINS CONFIDENTIAL INFORMATION AND IS THE SOLE PROPERTY OF MAINTAINER CORP. OF IOWA, INC. AND IS NOT TO BE COPIED OR REPRODUCED WITHOUT THE EXPRESSED WRITTEN PERMISSION OF MAINTAINER CORP. OF IOWA, INC.

PROPRIETARY DATA PROPERTY OF MAINTAINER CORPORATION OF IOWA, INC.  
COPYRIGHT © 2001

LDS DIMENSIONS ARE IN INCHES GENERAL TOLERANCES	
BREAK ALL EDGES .01 X 45°	ANGULAR ± 1° .XX ± .03 .XXX ± .005
LDS RADI	LDS ANGLES
MADE IN THE USA	

MATERIAL:	
SCALE: 1:30	SIZE: B
DRAWING NUMBER: 2016	DFTM. STZ
2-TON LUBE STOCK / SIGNATURE SERIES	

**Thaintainer**  
Corporation of Iowa, Inc.  
P.O. Box 349 1701 S. 2nd Avenue  
Sheldon, Iowa 51201

DATE: 10/29/07