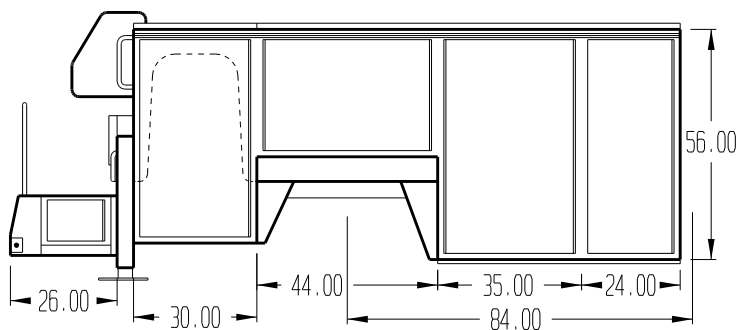
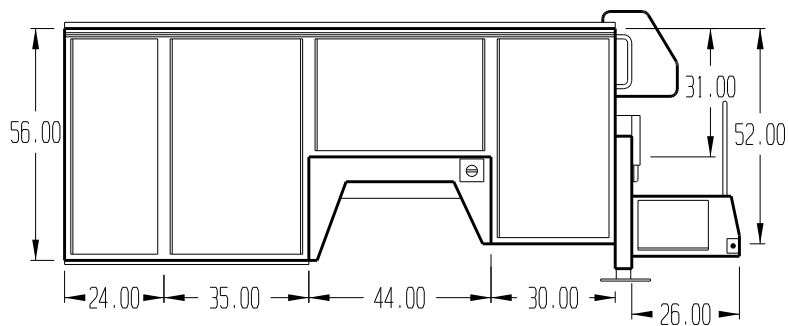


SIGNATURE SERIES 1

11' ALUMINUM CRANE BODY



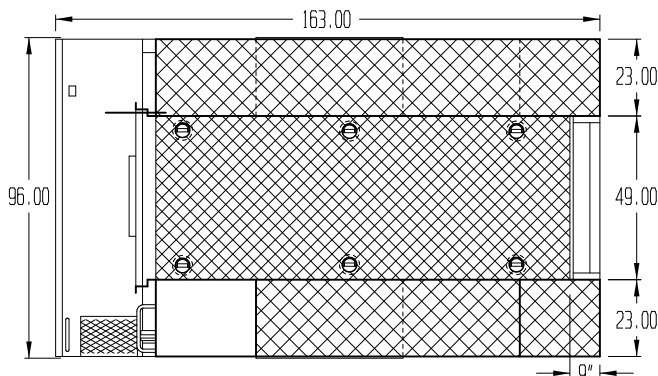


STANDARD FEATURES

- Body, crane tower, outriggers rated at 52,500 ft*lb. moment rating
- Body Substructure: frame constructed of 10" formed aluminum main sills with crossmembers and structural tubing on 12" spacing
- 1/8" aluminum compartment construction
- 49" wide center deck width
- 56" tall x 23" deep compartments
- 164 cu. ft. of storage capacity
- 26" rear workbench bumper with lighted recessed step
- Recessed fuel fills
- Ribbed compartment floors
- (6) flush mounted D-ring tie downs
- 10" slam-latch aluminum tailgate
- 3/16" single piece recessed aluminum doors
- D-ring stainless steel compression door latches
- Gas spring door holders
- Aluminum drip rail above compartments
- 250 lb. capacity adjustable aluminum shelving
- 3-point center deck access with safety yellow handles
- PPG etch-primed, urethane-primed and painted
- Undercoating
- Master lock system
- 97 db backup alarm
- LED marker and tail lights
- I.C.C. safety kit (2.5 lb. ABC fire extinguisher & hazard reflectors)
- CAN Control System standard with 65620 cranes and larger
- Patented Pressurized Storage System (PSS)
- Rear strobe lights

COMPATIBLE MAINTAINER CRANES

- EH3516 • EH5520 • H4520 • 65620 • 85624
- EH4520 • H3516 • H5520 • 75624 • 85630
- 75630



SIG SERIES 1 OPTIONS

- DualLock drawers and Bolt Bins
- Vises and vise mounting plates
- Interior LED strip lighting
- Exterior LED flood lights
- Gas/diesel driven welders
- Light bars
- Safety strobe lighting
- Slide top center deck covers
- Protective spray covering packages
- Hydraulic driven air compressors
- All-in-one APU units

MAINTAINER M-CONNECT | **OPTIONAL**

Only available on 65620 cranes and larger

With our M-Connect telematics platform, you can monitor your fleet in real time. M-Connect gives you information such as GPS location, crane utilization that includes alerts if potential unsafe usage is being performed. Other features include crane hours, PTO hours, boom stow, outrigger stow, live weight display on crane remote, boom angle, boom pressure, load radius, air compressor hours. M-Connect is capable of integrating with existing telematic platforms such as Samara, Geotab, Verizon Connect, and Fleet IO.



1701 2nd Ave | Sheldon, IA 51201 | 800-831-8588 | maintainer.com

